



# 100% Infographic reference sheet


Type "@" to display infographic character. @ > 

Follow it with "a" for a banner: @ a > 

Type "@" followed by either "c", "b", "p" for circular, bar or pie charts:



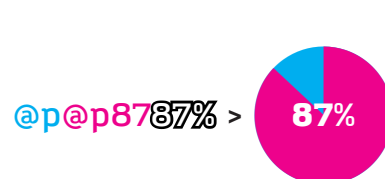
Add two digit numbers (01-100) to display correct slice:



Change text color while typing to display base followed by slice:



Type number data normally after infographic:



Type "@" followed by either "m" or "w" plus numbers (1-10) for man/woman icons:



Mix & Match

@c@c064% less time designing infographics >  93% less time designing infographics..