


Build Your Own Swag!

Capital letters have LONG bunting, lowercase letters have SHORT bunting.



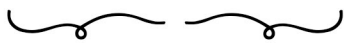
This is AaBbCc typed in KG A Little Swag.

To add a background color, on a second layer,
type the greater than and less than keys < >
> creates a long bunting and < creates a short bunting.



This is ><><>< typed in KG A Little Swag.

Add decorative ends on a 3rd (lowest level) layer with the parentheses () keys.




This is () typed in KG A Little Swag.

Between the decorative ends, use the underscore to connect them.


Each underscore width is equal to one bunting piece.

So, to make the decorative piece as wide as the word HAPPY,
you would use (_____)



This is (_____) typed in KG A Little Swag.

Adjust your pieces to create the look you want! Examples:



Use the percent key to add stitching
on a new layer!