

T H A N K Y O U

Thank you for your purchase!

I hope this download will bring joy to your students and classroom, and of course, save you lots of time on your own creations! 😊

☆ To stay updated on new products, sales, and discounts, [follow Primary Polished on TPT](#). Most new products are 50% off for the first 24 hours 😊

☆ Please remember to leave feedback so you will earn TpT Credits, which may be applied to your future purchases.

How to get TPT credit to use on future purchases:

Please go to your **My Purchases** page (you may need to login). Beside each purchase you'll see a **Provide Feedback** button. Simply click it and you will be taken to a page where you can give a quick rating and leave a short comment for the product. Each time you give feedback, TPT gives you feedback credits that you use to lower the cost of your future purchases. These can be found under Account > "My TPT Credit Balance"

Let's
Connect!



Primary Polished



@PrimaryPolished

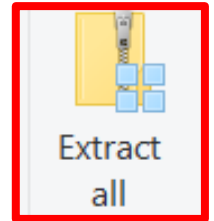
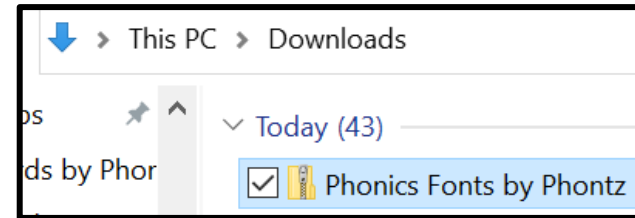


Primary.Polished

How to Use Your New Phontz Font

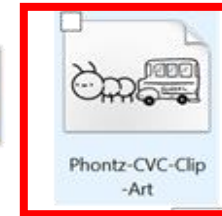
1

Download folder from TPT, select, and click “extract all” and save to your device.



2

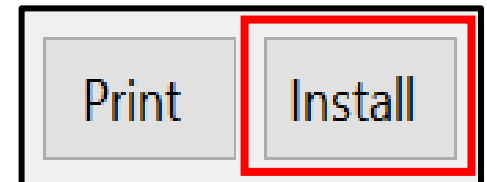
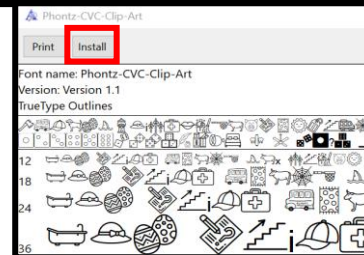
Open folder of extracted files and find the Phontz True Type Font File (should end in .ttf)
Double-click to open font.



Title: Phontz-CVC-Clip-Art
Type: TrueType font file

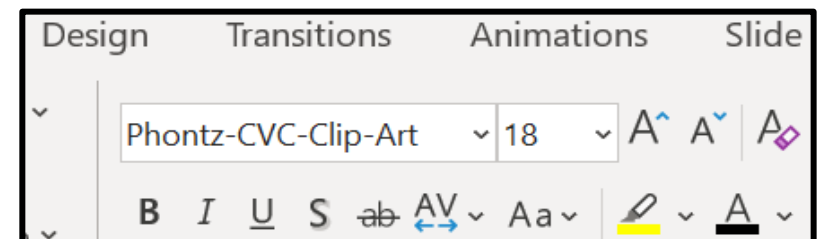
3

Click “install” in the top left corner.
The button should turn grey after your font is successfully installed.
















































4

Close and re-open PowerPoint, Word, or other software you want to use your new font with. Your installed font should appear in the font menu. 😊























































Phonics Animals








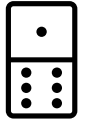
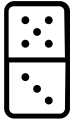

















a	b	c	d	e	f	g	h	i
								
j	k	m	o	p	r	s	t	u
								
v	w	x	y	z	C	D	O	J
				 Z				

1	2	3	4	5	6	7	8	9	0
									
*	^	%	>	<	/	-	+		
									




























Phonics Animals 2








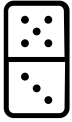










a	b	c	d	e	f	g	h	i	j	k	l	m
												
n	o	p	q	r	s	t	u	v	w	x	y	z
												

A	B	C	D	E	F	G	H	I	J	K	L	M
												
O	P	R	S	T	V	W	X	Y	Z	[]	} ch
												

0	1	2	3	4	5	6	7	8	9	\$	%	^
												
@	#	ch	ch	&	/	\		<	>	:	;	{
												

Phonics Animals 3

a	b	c	d	e	f	g	h	i
								
j	k	l	m	n	o	p	r	s
								
t	u	v	w	x	y	z	{ ch	} ch
								

1	2	3	4	5	6	7	8	9	0
									
*	^	%	>	<	/	-	+		
									

TERMS OF USE

Personal

- My products and fonts can be used in your personal documents, lessons or resources. Please do not redistribute this product as a font or graphics set. All graphics and fonts should be incorporated into an original design or resource before being shared with others. Please make sure all digital files are secured in a PDF file or another secured format so the clipart cannot be copied and used by others.

Commercial

- You may use purchased fonts as tool when you create digital products that you sell on sites such as: TPT, Etsy, web/blogs etc. (guidelines below) You may not sell or redistribute as a font or graphics alone.
- **If using my free fonts or graphics in any digital products for sale, please provide credit to Primary Polished by including my TPT store link and button somewhere in the file/credits page of your product.**
- You can do this by adding my logo/button image (file is in folder downloaded with this resource) and inserting the link. Primary Polished URL: <http://www.teacherspayteachers.com/Store/Primary-Polished>
- If you use my fonts or graphics in any web or blog design, please include my button and link on the sidebar
- You may not claim this work as your own, or alter and redistribute or sell as a font.
- All fonts/graphics must be incorporated into an original design/resource before being sold.
- In all resources created using my graphics and fonts, please make sure digital files are secured in a PDF file or another secured format so clipart cannot be copied.

Thank You for respecting my hard work!




More Fun and New Resources for Primary!

EOY SLIDESHOW

✓ Editable ✓ Automatic ✓ Google Classroom

From "1,2,3" to "98, 99, 100"..



Click here to edit picture

Click here to edit picture

Click here to edit picture

From "ABCs" to readers..

And activities, Read math/mathematics..

From good writing to calculating..

YOGA PHONICS

letter sounds • mindfulness • self-regulation

26 Yoga ABC Picture Cards

Rr is for rainbow

Nn is for ninja

Bb is for boat



- calming corner
- morning circle
- brain breaks
- mindful moments
- At home recess
- Literacy center

CREDITS:

Thank you to the talented artists who created design elements featured in this product:



KG Fonts



Lidia Barbosa ClipArt

Composing 2D SHAPES

Pattern Block Mats

- Common Core Aligned: CCSS.K.G.B.6
- Differentiated: numbered by difficulty level
- Versatile: math tubs, centers, or small group
- Low-Prep: just print and provide pattern blocks
- Answer key and create-your-own mat included!

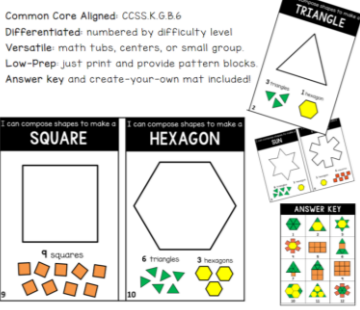
Can compose shapes to make a SQUARE

Can compose shapes to make a HEXAGON

9 squares

6 triangles 3 hexagons

ANSWER KEY





MULTIPLE MEANING

60 puzzles

60 picture cards

2 student worksheets

ring

SCAVENGER HUNTS (indoor)

Indoor Alphabet Scavenger Hunt

12 at home scavenger hunts for distance learning:

- ✓ letters
- ✓ shapes
- ✓ syllables
- ✓ rhymes
- ✓ 5 senses
- ✓ science
- ✓ create your own

